


DO-15		Features						
		<ul style="list-style-type: none"> ● Metal-Semiconductor junction with guardring ● Epitaxial construction ● Low forward voltage drop ● High current capability ● Moisture sensitivity: level 1, per J-STD-020 ● AEC-Q101 qualified ● High temperature soldering guaranteed: 260°C/10 seconds ● Halogen-free according to IEC 61249-2-21 definition 						
Primary characteristics		Applications						
$I_{F(AV)}$	2A	For use in low voltage, high frequency inverters, free wheeling, and polarity protection applications						
V_{RRM}	20V to 60V	Mechanical data <ul style="list-style-type: none"> ● DO-15 ● Epoxy meets UL 94 V-0 flammability rating ● Terminals: Tin plated leads. ● Polarity: As marked. 						
I_{FSM}	60A							
I_{RM}	0.1mA							
V_{FM} at $I_F=2A$	0.5/0.7V							
T_J max.	150 °C							
Maximum rating (Ta=25°C unless otherwise noted)								
Parameter	Sym	DO-15					Unit	
		SB220	SB230	SB240	SB250	SB260		
Max. repetitive peak reverse voltage	V_{RRM}	20	30	40	50	60	V	
Max. RMS reverse voltage	V_{RMS}	14	21	28	35	42	V	
Max. DC blocking voltage	V_{DC}	20	30	40	50	60	V	
Max. average forward current	$I_{F(AV)}$	2					A	
Non-repetitive peak forward surge current 8.3ms single half-sine-wave	I_{FSM}	60					A	
Max. instantaneous forward voltage drop per diode	V_{FM}	0.5			0.7		V	
Max. instantaneous reverse current at rated DC blocking voltage	I_{RM}	0.1					mA	
		10						
Operating junction temperature	T_J	-55 ~ +150					°C	
Storage temperature	T_{STG}	-55 ~ +150					°C	
Typical thermal resistance (Note1)	$R_{\theta J-A}$	85					°C/W	

Notes:

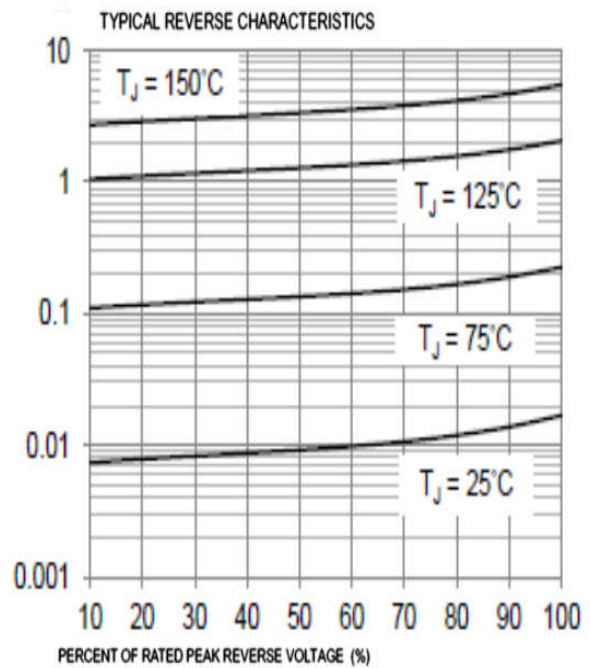
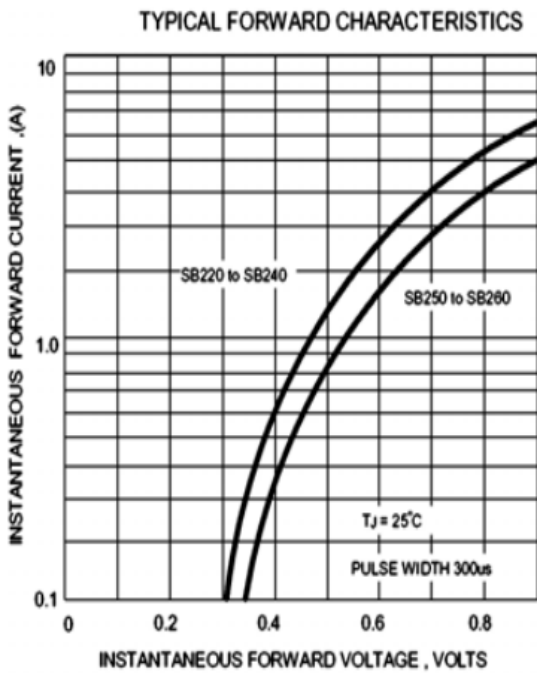
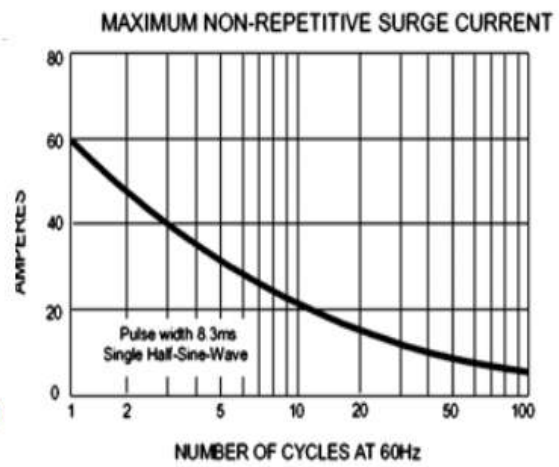
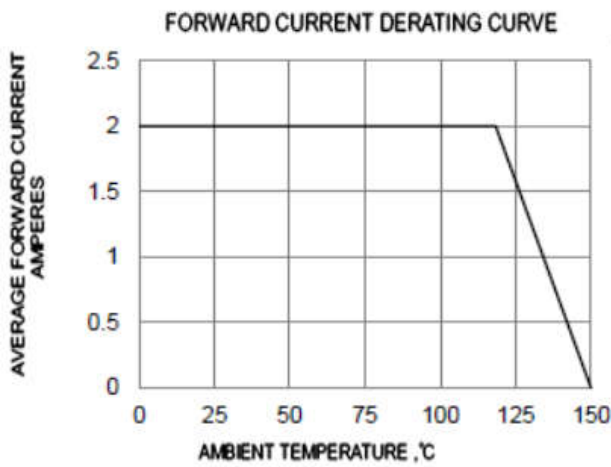
1 The thermal resistance from junction to ambient



Ordering information (Example)

PREFERRED	UNITWEIGHT(g)	PREFERREDPACKAGECODE	BASEQUANTITY	DELIVERYMODE
SB220				

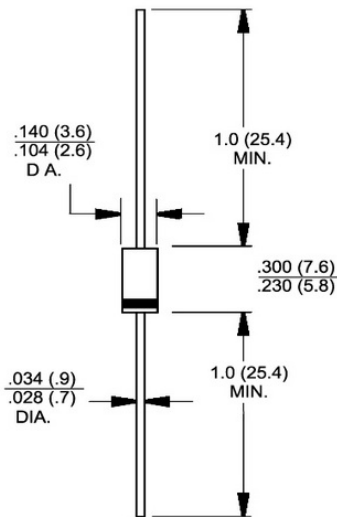
Typical characteristics





Package outline dimensions

DO-204AC (DO-15)



Dimensions in inches and (millimeters)

Gold SEMI Inc. - Legal Notice

Disclaimer – All data and specifications are subject to changes without notice

GOLD SEMI Inc, it's affiliates, agents, distributors and employees neither accept nor assume any responsibility for errors or inaccuracies. All data and specifications are intended for information and provide a product description only. Electrical and mechanical parameters listed in GOLD SEMI data sheets and specifications will vary dependent upon application and environmental conditions .GOLD SEMI is not liable for any damages occurred or resulting from any circuit, product or end-use application for which it's products are used. GOLD SEMI products are not intended or designed for use in life saving or sustaining apparatus and purchase of any GOLD SEMI products automatically indemnifies GOLD SEMI against any claims or damages resulting from application malfunction